














# Τα μαγικά τετράγωνα!





### **Οδηγίες:**

- 1.** Κόψτε περιμετρικά τους κύκλους με τους αριθμούς.
- 2.** Σχηματίστε μονούς, διπλούς ή τριπλούς αριθμούς.
- 3.** Τοποθετείστε τους αριθμούς στον πίνακα για να δημιουργήσετε μαγικά τετράγωνα, σύμφωνα με τις οδηγίες που σας δίνονται στο άρθρο.